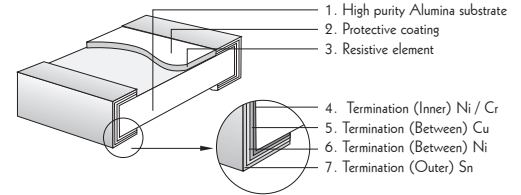
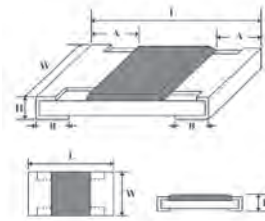


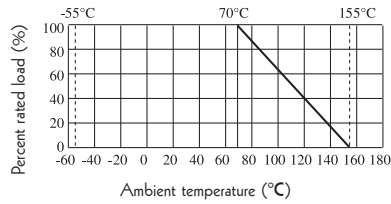
Feature

- Ultra-low Value
- Low Temperature Coefficient
- Suitable for reflow & wave soldering
- Application: Power supply

Figures



Derating Curve & Specification



Type	Dielectric Withstanding Voltage	Operating Temperature
CS03	300V	-55°C~155°C
CS05	500V	-55°C~155°C
CS06	500V	-55°C~155°C
CS10	500V	-55°C~155°C
CS12	500V	-55°C~155°C

Type	Power Rating at 70°C	L(mm)	W(mm)	H(mm)	A(mm)	B(mm)	Resistance Range of 1% & 5%	T.C.R.
CS03	1/10W 1/5W-S	1.60±0.10	0.80 ^{+0.15} _{-0.10}	0.45±0.10	0.30±0.20	0.30±0.20	33mΩ~100mΩ	33~50mΩ: ≤±400ppm/°C 50~100mΩ: ≤±400ppm/°C
CS05	1/8W 1/4W-S	2.00±0.15	1.25 ^{+0.15} _{-0.10}	0.55±0.10	0.40±0.20	0.40±0.20	25mΩ~100mΩ	≤±400ppm/°C
CS06	1/4W	3.10±0.15	1.55 ^{+0.15} _{-0.10}	0.55±0.10	0.45±0.20	0.45±0.20	20mΩ~100mΩ	20~50mΩ: ≤±400ppm/°C
	1/3W-S						30mΩ~100mΩ	50~100mΩ: ≤±300ppm/°C
CS10	1/2W 3/4W-S	5.00±0.10	2.50 ^{+0.15} _{-0.10}	0.55±0.10	0.60±0.25	0.50±0.20	20mΩ~100mΩ	20~50mΩ: ≤±400ppm/°C 50~100mΩ: ≤±200ppm/°C
CS12	1W	6.35±0.10	3.20 ^{+0.15} _{-0.10}	0.55±0.10	0.60±0.25	0.80±0.30		

Performance Specifications

Short-time overload	1%: ±(1.0%+0.005Ω) Max. 5%: ±(2.0%+0.005Ω) Max.	Temperature cycling	±(1.0%+0.005Ω) Max.
Terminal bending	±(1.0%+0.005Ω) Max.	Soldering heat	±(1.0%+0.005Ω) Max.
Solderability	Min. 95% coverage	Load life in humidity	1%: ±(1.0%+0.005Ω) Max. 5%: ±(3.0%+0.005Ω) Max.
Dielectric withstanding Voltage	No evidence of flashover, mechanical damages, arcing or insulation breakdown	Load life	1%: ±(1.0%+0.005Ω) Max. 5%: ±(3.0%+0.005Ω) Max.

Ordering Procedure (Example: CS12 1W 5% 22mΩ T/R-4000)

